

# hydraulic winch



XT66.3HD

## HYDRAULIC SYSTEM

The hydraulic system can be applied to all ANTAL winches from model XT44 to XT70, as well as to maxi W80.3 and W90.3.

The pressure of the system varies from 100 to 120 bars for the larger winches. Connections are to be carried out with 3/8" pipes.

All our hydraulic winches come supplied with a chromed drum. Black aluminium drums with reinforced crown gear are available on request.

For more information, see pages 10-11.

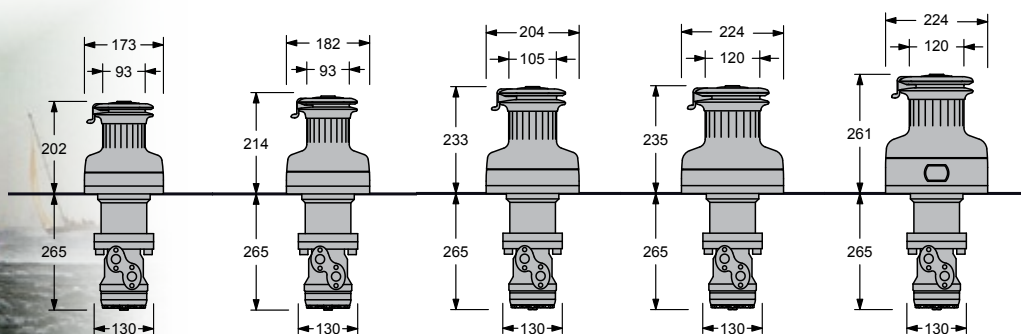
For manual use, the motor unit is released simply by inserting the handle.

## LINE SPEED

Line speeds are calculated in absence of load conditions and considering the flow of the lower table. The effective speed will be evaluated according to the actual size of the hydraulic unit.



Sílvia 46'



MODEL	XT44HD	XT48HD	XT52HD	XT62HD	XT62.3HD
LINE SPEED 1 (m/min)	12.0	12.5	16.0	13.0	36.9
LINE SPEED 2 (m/min)	5.5	5.0	4.6	4.0	13.0
LINE SPEED 3 (m/min)	-	-	-	-	4.0
WORKING LOAD (kg)	900	1000	1200	1400	1400
GLOBAL WEIGHT (kg)	19.7	21.2	24.2	27.0	28.9

## HYDRAULIC MOTOR

SIZE (cc)	50	50	50	50	50
PRESSURE (bar)	100	100	120	120	120
FLOW (l/min)	7.5	7.5	7.5	7.5	7.5

## HYDRAULIC UNIT

These units are designed for the different requirements of each boat.

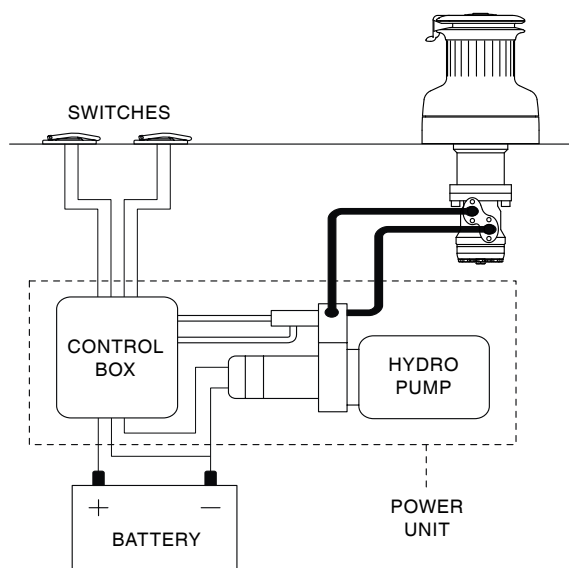
The winch speed is proportional to the flow from the hydraulic unit, the load of the winch is proportional to the pressure.

The hydraulic unit that must work a number of winches at the same time, must guarantee a flow equal to the sum of the flows required from each one.

The flow and pressure levels given in the table for each winch must not be exceeded.



All these models are fitted with Danfoss hydraulic motors series OMR or equivalent.



## SWITCHES

Two switches with watertight protection must be installed for each winch. To identify the first and the second speed 2 colours are used: grey and red, s.steel or plastic version available.



Switches with s.steel cover

Mod. 251.035/SG Grey button

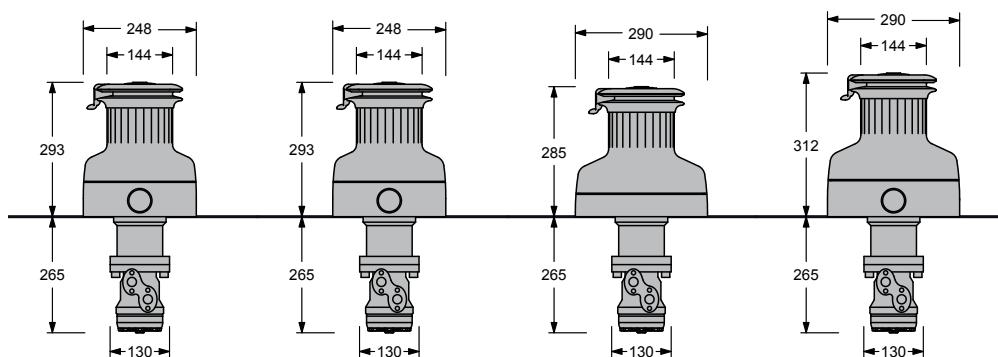
Mod. 251.035/SR Red button



Switches with plastic cover

Mod. 251.035/QG Grey button

Mod. 251.035/QR Red button



MODEL	XT66HD	XT66.3HD	XT70HD	XT70.3HD
LINE SPEED 1 (m/min)	13.0	23.0	9.0	23.0
LINE SPEED 2 (m/min)	3.6	12.0	3.5	9.0
LINE SPEED 3 (m/min)	-	3.6	-	3.5
WORKING LOAD (kg)	2600	2600	2900	2900
GLOBAL WEIGHT (kg)	34.3	38.1	39.8	44.2

## HYDRAULIC MOTOR

SIZE (cc)	80	80	100	100
PRESSURE (bar)	120	120	120	120
FLOW (l/min)	12	12	15	15